

Bloomsbury School District

2026 - 2027 School Calendar

| July '26 | | | | | | |
|----------|----|----|----|----|----|----|
| Su | M | Tu | W | Th | F | S |
| | | | 1 | 2 | 3 | 4 |
| 5 | 6 | 7 | 8 | 9 | 10 | 11 |
| 12 | 13 | 14 | 15 | 16 | 17 | 18 |
| 19 | 20 | 21 | 22 | 23 | 24 | 25 |
| 26 | 27 | 28 | 29 | 30 | 31 | |

| August '26 | | | | | | |
|------------|----|----|----|----|----|----|
| Su | M | Tu | W | Th | F | S |
| | | | | | | 1 |
| 2 | 3 | 4 | 5 | 6 | 7 | 8 |
| 9 | 10 | 11 | 12 | 13 | 14 | 15 |
| 16 | 17 | 18 | 19 | 20 | 21 | 22 |
| 23 | 24 | 25 | 26 | 27 | 28 | 29 |
| 30 | 31 | | | | | 6 |

| September '26 | | | | | | |
|---------------|----|----|----|----|----|----|
| Su | M | Tu | W | Th | F | S |
| | | 1 | 2 | 3 | 4 | 5 |
| 6 | 7 | 8 | 9 | 10 | 11 | 12 |
| 13 | 14 | 15 | 16 | 17 | 18 | 19 |
| 20 | 21 | 22 | 23 | 24 | 25 | 26 |
| 27 | 28 | 29 | 30 | | | |
| | | | | | | 20 |

| October '26 | | | | | | |
|-------------|----|----|----|----|----|----|
| Su | M | Tu | W | Th | F | S |
| | | | | 1 | 2 | 3 |
| 4 | 5 | 6 | 7 | 8 | 9 | 10 |
| 11 | 12 | 13 | 14 | 15 | 16 | 17 |
| 18 | 19 | 20 | 21 | 22 | 23 | 24 |
| 25 | 26 | 27 | 28 | 29 | 30 | 31 |
| | | | | | | 21 |

| November '26 | | | | | | |
|--------------|----|----|----|----|----|----|
| Su | M | Tu | W | Th | F | S |
| 1 | 2 | 3 | 4 | 5 | 6 | 7 |
| 8 | 9 | 10 | 11 | 12 | 13 | 14 |
| 15 | 16 | 17 | 18 | 19 | 20 | 21 |
| 22 | 23 | 24 | 25 | 26 | 27 | 28 |
| 29 | 30 | | | | | |
| | | | | | | 16 |

| December '26 | | | | | | |
|--------------|----|----|----|----|----|----|
| Su | M | Tu | W | Th | F | S |
| | | 1 | 2 | 3 | 4 | 5 |
| 6 | 7 | 8 | 9 | 10 | 11 | 12 |
| 13 | 14 | 15 | 16 | 17 | 18 | 19 |
| 20 | 21 | 22 | 23 | 24 | 25 | 26 |
| 27 | 28 | 29 | 30 | 31 | | |
| | | | | | | 17 |

| January '27 | | | | | | |
|-------------|----|----|----|----|----|----|
| Su | M | Tu | W | Th | F | S |
| | | | | | 1 | 2 |
| 3 | 4 | 5 | 6 | 7 | 8 | 9 |
| 10 | 11 | 12 | 13 | 14 | 15 | 16 |
| 17 | 18 | 19 | 20 | 21 | 22 | 23 |
| 24 | 25 | 26 | 27 | 28 | 29 | 30 |
| 31 | | | | | | 19 |

| February '27 | | | | | | |
|--------------|----|----|----|----|----|----|
| Su | M | Tu | W | Th | F | S |
| | 1 | 2 | 3 | 4 | 5 | 6 |
| 7 | 8 | 9 | 10 | 11 | 12 | 13 |
| 14 | 15 | 16 | 17 | 18 | 19 | 20 |
| 21 | 22 | 23 | 24 | 25 | 26 | 27 |
| 28 | | | | | | |
| | | | | | | 18 |








| March '27 | | | | | | |
|-----------|----|----|----|----|----|----|
| Su | M | Tu | W | Th | F | S |
| | 1 | 2 | 3 | 4 | 5 | 6 |
| 7 | 8 | 9 | 10 | 11 | 12 | 13 |
| 14 | 15 | 16 | 17 | 18 | 19 | 20 |
| 21 | 22 | 23 | 24 | 25 | 26 | 27 |
| 28 | 29 | 30 | 31 | | | |
| | | | | | | 19 |

| April '27 | | | | | | |
|-----------|----|----|----|----|----|----|
| Su | M | Tu | W | Th | F | S |
| | | | | 1 | 2 | 3 |
| 4 | 5 | 6 | 7 | 8 | 9 | 10 |
| 11 | 12 | 13 | 14 | 15 | 16 | 17 |
| 18 | 19 | 20 | 21 | 22 | 23 | 24 |
| 25 | 26 | 27 | 28 | 29 | 30 | |
| | | | | | | 22 |

| May '27 | | | | | | |
|---------|----|----|----|----|----|----|
| Su | M | Tu | W | Th | F | S |
| | | | | | | 1 |
| 2 | 3 | 4 | 5 | 6 | 7 | 8 |
| 9 | 10 | 11 | 12 | 13 | 14 | 15 |
| 16 | 17 | 18 | 19 | 20 | 21 | 22 |
| 23 | 24 | 25 | 26 | 27 | 28 | 29 |
| 30 | 31 | | | | | 20 |

| June '27 | | | | | | |
|----------|----|----|----|----|----|----|
| Su | M | Tu | W | Th | F | S |
| | | 1 | 2 | 3 | 4 | 5 |
| 6 | 7 | 8 | 9 | 10 | 11 | 12 |
| 13 | 14 | 15 | 16 | 17 | 18 | 19 |
| 20 | 21 | 22 | 23 | 24 | 25 | 26 |
| 27 | 28 | 29 | 30 | | | |
| | | | | | | 7 |

Total:185

-  Extended School Year
-  Early Dismissal
-  PD Day (No School for Students)
-  First and Last Day of School For Students
-  School Closed/Holidays
-  NJSLA Assessments
-  Built-in Snow Days

*Five built-in snow days were added to the calendar. The last day of school will be adjusted according to the number of days used. Please see the above table for the proper order. **BOE approved 11/11/25**

Bloomsbury School District

2026-2027 School Calendar

Board Approval Date: November 11, 2025

| | |
|-------------------------|--|
| July 6- July 30 | Extended School Year |
| August 19 & 20 | PD for Teachers– School Closed for Students |
| August 24 | Students' First Day of School |
| September 4 & 7 | Labor Day Recess- School Closed |
| September 18 | Early Dismissal |
| October 12 | PD for Teachers – School Closed for Students |
| November 2, 3, 4 | Early Dismissal: Conferences |
| November 5, 6 | NJEA Convention – School Closed |
| November 25 | Early Dismissal: Thanksgiving Recess |
| November 26-30 | Thanksgiving Recess – School Closed |
| December 23 | Early Dismissal: Winter Break |
| December 24 – January 1 | Winter Break – School Closed |
| January 18 | MLK, Jr Day – School Closed |
| January 25 | Early Dismissal: PD for Teachers with North |
| February 12-15 | President's Weekend – School Closed |
| February 24 | Early Dismissal: PD for Teachers with North |
| March 12 | Early Dismissal: PD for Teachers |
| March 24 | Early Dismissal: Spring Break |
| March 25-30 | Spring Break – School Closed |
| April 16 | Early Dismissal: PD for Teachers |
| April 26 – May 19 | NJ Student Learning Assessments 3-8 |
| May 28 | Early Dismissal: Memorial Day Weekend |
| May 31 | Memorial Day – School Closed |
| June 3-9 | Tentative Early Dismissals |
| June 9 | Tentative Last Day of School |
| June 3-9 | Built-in Snow Days |