

FALL FINE AND PERFORMING ARTS NEWSLETTER


FINE ARTS: MS. COHEN

****THE SPRING ART SHOW IS ON THURSDAY, MARCH 21ST! PLEASE SAVE THE DATE!****


Prek, Kindergarten & 1st Graders

"CHARACTER EMOJI'S"

STUDENTS LEARNED THEIR BASIC SHAPES: CIRCLES, SQUARES, TRIANGLES, OVALS, AND RECTANGLES. STUDENTS




REVIEWED THE COLORS OF THE RAINBOW; RED, ORANGE, YELLOW, GREEN, BLUE, AND PURPLE. WE PRACTICED FOLLOWING DIRECTIONS, COLORING INSIDE THE LINES, AND CORRECTLY IDENTIFYING SHAPES. STUDENTS THEN CREATED THEIR OWN "CHARACTER EMOJIS" BY ADDING FACES, ARMS, LEGS, AND A COOL HAIRSTYLE TO THEIR COLORFUL



SHAPES. STUDENTS FINISHED THEIR PROJECTS BY SELECTING THEIR FAVORITE COLOR AS THEIR PROJECT BACKGROUND. STUDENTS LEARNED WHAT A "SIGNATURE" IS IN ART, AND PRACTICED SIGNING THEIR NAMES AT THE BOTTOM OF THEIR ART PROJECT.

"PAPER COLLAGES"

STUDENTS PRACTICED THEIR MOTOR FUNCTIONING SKILLS BY TEARING PAPER TO USE IN A COLLAGE. STUDENTS LEARNED NEW ART WORDS SUCH AS "OVERLAP" AND "TEAR" AND PRACTICED USING THE VOCABULARY WITH THEIR CLASSMATES. STUDENTS PRACTICED HOW TO USE THE GLUE STILL CORRECTLY (BY NOT FORGETTING TO TWIST BACK DOWN BEFORE SHUTTING THE LID). STUDENTS PRACTICED HOW TO OVERLAP PAPER AND LEARNED THE PROPER WAY TO GLUE ARTWORK. STUDENTS COLORED LEAF WORKSHEETS AND HAD THE OPTION TO GLUE THEIR LEAF ON TOP OF THEIR COLLAGE TO ADD AN ELEMENT OF




UNIQUENESS.

FALL FINE AND PERFORMING ARTS NEWSLETTER

"HAND DESIGNS: PATTERN"

STUDENTS CREATED THEIR OWN UNIQUE HAND PROJECTS FOCUSING ON PATTERN, LINE, AND SHAPES. STUDENTS LEARNED SOME NEW VOCABULARY WORDS SUCH AS "TRACING", "PATTERN", AND "REPETITION". STUDENTS LEARNED HOW TO USE A PENCIL TO TRACE THE SHAPE OF THEIR ARMS AND HANDS. STUDENTS LEARNED ABOUT PATTERNS AND WERE ABLE TO SELECT FOUR DIFFERENT PATTERNS FOR THEIR ARTWORK. STUDENTS USED REPETITION TO CONTINUE PATTERNS THROUGHOUT THE PROJECT. STUDENTS PRACTICED COLORING INSIDE THE LINES BY COLORING THEIR PATTERNS A UNIFIED COLOR.



2nd & 3rd Graders

"SYMMETRICAL TREES"



STUDENTS LEARNED ABOUT ART IN NATURE AND FOCUSED THEIR PROJECT AROUND THE CONCEPT OF A TREE. THE STUDENTS LEARNED ABOUT THE ART WORD, "BALANCE" AND PRACTICED IDENTIFYING THINGS THAT ARE SYMMETRICAL AND ASYMMETRICAL. STUDENTS LEARNED A NEW TECHNIQUE CALLED THE "Y-TREE" TECHNIQUE AND PRACTICED MAKING A TREE TRUNK WITH SYMMETRICAL BRANCHES. STUDENTS DID THEIR BEST TO MAKE SURE BOTH SIDES OF THE "LINE OF SYMMETRY" WERE SIMILAR. STUDENTS FINISHED THEIR PROJECTS BY LEARNING ABOUT THE ART WORD, "MOOD" AND PRACTICED CREATING AN ENVIRONMENTAL BACKGROUND INSPIRED BY AN EMOTION.

FALL FINE AND PERFORMING ARTS NEWSLETTER

"PUMPKIN PATTERNS"


STUDENTS LEARNED ABOUT A NEW ARTIST, YAYOI KUSAMA. SHE IS A JAPANESE ARTIST FAMOUS FOR HER WORK WITH POLK-A-DOTS. STUDENTS CREATED THEIR OWN UNIQUELY SHAPED PUMPKIN DESIGNS. STUDENTS LEARNED ABOUT A "HORIZON LINE" AND PRACTICED DIVIDING THEIR BACKGROUND INTO SECTIONS. STUDENTS LEARNED MORE ABOUT HORIZONTAL LINES, VERTICAL LINES, AND DIAGONAL LINES AND PRACTICED USING A RULER TO DRAW EACH. STUDENTS LEARNED ABOUT PATTERN AND REPETITION AND PRACTICED REPEATING DOTS AND LINES TO CREATE A PATTERN.




4th, 5th, and 6th Graders

"LEAF PROJECT"

THIS PROJECT WAS INSPIRED BY ANDY GOLDSWORTHY, A BRITISH ARTIST KNOWN FOR HIS SITE-SPECIFIC INSTALLATIONS INVOLVING NATURAL MATERIALS LIKE ROCKS, ICE, LEAVES, AND BRANCHES. STUDENTS LEARNED HOW TO DRAW A MAPLE LEAF AND PRACTICED DESIGNING THEIR OWN UNIQUE LEAF DESIGN. STUDENTS LEARNED A LINE TECHNIQUE CALLED "ECHO LINES" AND FILLED THE



BACKGROUND WITH THEIR OWN INTERPRETATIONS OF THE PATTERN. STUDENTS LEARNED THE ART WORD "EMPHASIS" AND LEARNED THAT WARM COLORS (RED, ORANGE, AND YELLOW) POP OUT AND COOL COLORS (BLUE, GREEN, AND PURPLE) RECEDE INTO THE BACKGROUND. STUDENTS USED DIFFERENT MEDIA (TORN PAPER, COLORED PENCIL, AND PAINT) TO ADD COLOR TO THEIR PROJECTS.



FALL FINE AND PERFORMING ARTS NEWSLETTER

"HAUNTED HOUSES - ARCHITECTURE"

STUDENTS LEARNED ABOUT ARCHITECTURE, TEXTURE, AND DETAIL IN THIS SPOOKY PROJECT. STUDENTS PRACTICED THINKING OUTSIDE OF THE BOX WHEN DESIGNING THEIR UNIQUE HAUNTED HOUSE INSPIRED DESIGNS. STUDENTS WERE ASKED TO USE GEOMETRIC SHAPES (RECTANGLE, SQUARES, TRIANGLES, ETC.) TO DESIGN THE STRUCTURE OF THE HOUSE. STUDENTS WERE GIVEN EXAMPLES OF DOORS, WINDOWS, TEXTURES (BRICKS, GLASS, WOOD, ETC.) AND DETAILS (FENCES, TREES, A BLACK CAT, ETC.) ASSOCIATED WITH A HAUNTED HOUSE. STUDENTS PRACTICED THEIR SKILLS WITH SHARPIE AND USING COLORED PENCILS WITH THE CORRECT TECHNIQUE.



7th and 8th Graders

"NATURE DRAWING"

STUDENTS WERE INSTRUCTED TO FIND A PHOTOGRAPH OF SOMETHING FOUND IN NATURE. STUDENTS LEARNED THE CONCEPTS INVOLVING PHOTOGRAPHY: FOREGROUND, MIDDLE GROUND, AND BACKGROUND. STUDENTS LEARNED WHAT A "GRID" IS IN ART, AND USED THIS TECHNIQUE TO TRANSFER THEIR PHOTOGRAPH TO THEIR FINAL DRAWING. STUDENTS PRACTICED PICKING OUT DETAILS, SPOTTING DIFFERENT TEXTURES, AND IDENTIFYING ELEMENTS LIKE SHAPES, LINES, AND COLOR IN A PHOTOGRAPH. STUDENTS LEARNED THE "EYE-MOVEMENT" TECHNIQUE AND APPLIED THIS PRACTICE TO DRAW THE DETAILS OF THEIR PHOTOGRAPH.



STUDENTS USED DIFFERENT MEDIA (COLORED PENCIL, PASTELS, AND/OR PAINT) TO ADD THE COLOR TO THEIR PROJECTS.




FALL FINE AND PERFORMING ARTS NEWSLETTER

"PUMPKINS: RADIAL SYMMETRY"

STUDENTS LEARNED ABOUT A NEW ARTIST, YAYOI KUSAMA. SHE IS A JAPANESE ARTIST FAMOUS FOR HER WORK WITH POLK-A-DOTS.

STUDENTS PRACTICED DRAWING THEIR OWN UNIQUE PUMPKINS. ADDITIONALLY, THEY LEARNED A NEW ART WORD: RADIAL SYMMETRY. STUDENTS PRACTICED CREATING PATTERNS THAT SURROUNDED THEIR PUMPKIN. PATTERNS COULD BE EITHER SIMPLE (CIRCLES, SQUARES, TRIANGLES, ETC.) OR COMPLEX (CANDY CORN, GHOSTS, SKULLS, ETC.)



FALL FINE AND PERFORMING ARTS NEWSLETTER

PERFORMING ARTS: MRS. BOLMARCICH

THE WINTER MUSIC CONCERT IS ON THURSDAY, DECEMBER 21. STUDENTS SHOULD BE HERE NO LATER THAN 5:45 AND SHOULD REPORT TO THEIR HOMEROOMS.



Winter Concert 2023




PRE K AND KINDERGARTEN

STUDENTS ARE WORKING ON THREE SONGS FOR THE WINTER CONCERT, "GOLDEN RIBBONS, SILVER BOWS", "I'VE GOT A HAT FOR MY SNOWMAN", AND "LET'S BUILD A GINGERBREAD HOUSE". WHILE 1ST AND 2ND GRADERS WILL SING 4 SONGS, "BLANCO ES EL INVIERNO", "I'VE GOT PEACE LIKE A RIVER", "NOT ENOUGH SNOW", AND "HERE COMES THE SNOW".



3RD GRADERS

ARE QUICKLY LEARNING TO PLAY THE RECORDERS BEAUTIFULLY. SO FAR, THEY HAVE "HOT CROSS BUNS" AND "GENTLY SLEEP" WELL PREPARED, AND WILL LIKELY BE LEARNING AT LEAST ONE MORE SONG, IF NOT TWO FOR THE WINTER CONCERT!



FALL FINE AND PERFORMING ARTS NEWSLETTER

4TH GRADERS




STUDENTS ELECTED TO BECOME A PERCUSSION ENSEMBLE, PLAYING VARIOUS BUCKETS AND OTHER INSTRUMENTS. THEY LEARNED TO "FOLLOW THE TREASURE MAP" TO GET TO THE END OF THE SONG, WITH ITS MANY MUSICAL INSTRUCTIONS, SUCH AS REPEATS, 1ST AND 2ND ENDINGS! SO FAR THEY HAVE "JINGLY" WELL ON ITS WAY TO PERFORMANCE LEVEL AND



MIGHT EVEN PLAY A SECOND SONG. I AM VERY IMPRESSED WITH THEIR COURAGE IN CHOOSING TO PLAY INSTRUMENTS THAT THEY HAVE NEVER TRIED BEFORE!

5TH GRADERS

STUDENTS CHOSE TO PLAY THE UKULELES FOR THE WINTER CONCERT. THEY HAVE ALL LEARNED HOW TO PROPERLY HOLD AND STRUM THE UKULELE, HOW TO READ CHORD CHARTS, AND HOW TO TURN A COMPLEX PIECE OF SHEET MUSIC INTO A NICELY PERFORMED SONG. SO FAR, THEY HAVE ONE SONG THAT IS COMING ALONG NICELY. I MAY INTRODUCE ANOTHER SINCE A GREAT DEAL OF PROGRESS HAS BEEN MADE RECENTLY. I AM ALSO VERY PROUD OF THIS GROUP FOR WANTING TO VENTURE INTO THE UNKNOWN BY CHOOSING THE UKULELE.



6TH , 7TH , AND 8TH GRADERS

STUDENTS WILL EACH PERFORM SEVERAL PIECES ON THE HAND CHIMES. EVERYONE IS DEDICATED TO PRACTICING MINDFULLY AND COMMITTED TO HAVING THE BEST PERFORMANCE POSSIBLE.

