

Bloomsbury School District

2019-2020 School Calendar
Board Approval Date: February 13, 2019

July 2019						
Su	M	Tu	W	Th	F	S
	1	2	3	4	5	6
7	8	9	10	11	12	13
14	15	16	17	18	19	20
21	22	23	24	25	26	27
28	29	30	31			

August 2019						
Su	M	Tu	W	Th	F	S
				1	2	3
4	5	6	7	8	9	10
11	12	13	14	15	16	17
18	19	20	21	22	23	24
25	26	27	28	29	30	31
						2

September 2019						
Su	M	Tu	W	Th	F	S
1	2	3	4	5	6	7
8	9	10	11	12	13	14
15	16	17	18	19	20	21
22	23	24	25	26	27	28
29	30					
						20

October 2019						
Su	M	Tu	W	Th	F	S
		1	2	3	4	5
6	7	8	9	10	11	12
13	14	15	16	17	18	19
20	21	22	23	24	25	26
27	28	29	30	31		
						22

November 2019						
Su	M	Tu	W	Th	F	S
					1	2
3	4	5	6	7	8	9
10	11	12	13	14	15	16
17	18	19	20	21	22	23
24	25	26	27	28	29	30
						17

December 2019						
Su	M	Tu	W	Th	F	S
1	2	3	4	5	6	7
8	9	10	11	12	13	14
15	16	17	18	19	20	21
22	23	24	25	26	27	28
29	30	31				
						15

January 2020						
Su	M	Tu	W	Th	F	S
			1	2	3	4
5	6	7	8	9	10	11
12	13	14	15	16	17	18
19	20	21	22	23	24	25
26	27	28	29	30	31	
						21

February 2020						
Su	M	Tu	W	Th	F	S
						1
2	3	4	5	6	7	8
9	10	11	12	13	14	15
16	17	18	19	20	21	22
23	24	25	26	27	28	29
						18








March 2020						
Su	M	Tu	W	Th	F	S
1	2	3	4	5	6	7
8	9	10	11	12	13	14
15	16	17	18	19	20	21
22	23	24	25	26	27	28
29	30	31				
						22

April 2020						
Su	M	Tu	W	Th	F	S
			1	2	3	4
5	6	7	8	9	10	11
12	13	14	15	16	17	18
19	20	21	22	23	24	25
26	27	28	29	30		
						18

May 2020						
Su	M	Tu	W	Th	F	S
					1	2
3	4	5	6	7	8	9
10	11	12	13	14	15	16
17	18	19	20	21	22	23
24	25	26	27	28	29	30
31						20

June 2020						
Su	M	Tu	W	Th	F	S
	1	2	3	4	5	6
7	8	9	10	11	12	13
14	15	16	17	18	19	20
21	22	23	24	25	26	27
28	29	30				
						10

Total 185

-  Extended School Year
-  Early Dismissal
-  PD Day (No School for Students)
-  First and Last Day of School For Students
-  School Closed/Holidays
-  NJSLA Assessments
-  Built-in Snow Days

*Five built-in snow days were added to the calendar. The last day of school will be adjusted according to the number of days used. Please see the above table for the proper order.

July 15- August 8	Extended School Year
August 26	Teachers Return
August 26, 27	PD for Teachers– School Closed for Students
August 28	Students' First Day of School
August 30, September 2	Labor Day Recess- School Closed
September 13	Early Dismissal
October 14	PD for Teachers – School Closed for Students
November 5, 6	Early Dismissal: Conferences
November 7, 8	NJEA Convention – School Closed
November 27	Early Dismissal: Thanksgiving Recess
November 28, 29	Thanksgiving Recess – School Closed
December 20	Early Dismissal: Winter Break
December 23 – January 1	Winter Break – School Closed
January 20	MLK, Jr Day – School Closed
February 14, 17	President's Weekend – School Closed
March 19	Early Dismissal: PD for Teachers
April 8	Early Dismissal: Spring Break
April 9-14	Spring Break – School Closed
April 20 – May 21	NJ Student Learning Assessments 3-8
May 25	Memorial Day – School Closed
June 11	Tentative Early Dismissal
June 12	Tentative Last Day of School (Early Dismissal)
June 8, 9, 10, 11, 12	Built-in Snow Days